

## DETERMINE THE RIGHT SETTINGS

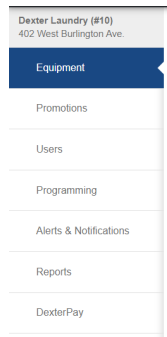
The right settings can make all the difference. Review the details below to help you choose the right setting for your NETWORKED DexterLive location.

### ADD EQUIPMENT

Please refer to the DexterLive Installation Guide for instructions on adding equipment.

### GENERAL SETTINGS

Once you have added equipment, before setting machine pricing and programs, you will want to configure the general settings of your machines.



### EQUIPMENT

Washers Dryers General Settings

#### General Settings - All Machine Types

SETTING	C-SERIES OPTIONS	X-SERIES OPTIONS	NOTES
MACHINE DISPLAY LANGUAGE	ENGLISH FRENCH ITALIAN SPANISH MALAY GREEK	ENGLISH FRENCH ITALIAN JAPANESE SIMPLIFIED CHINESE SPANISH MALAY GREEK KOREAN TRADITIONAL CHINESE	Select the language to be displayed on the machine.
DISPLAY CURRENCY	MULTIPLE	MULTIPLE	Select the currency to be displayed in DexterLive.
DISPLAY DECIMAL POINT	ON / OFF	ON / OFF	Select if the decimal point is displayed on machine and within DexterLive.
PASSCODE	0000 – 9999	0000 – 9999	Set a passcode for programming access.
SOUNDS	END OF CYCLE - ON / OFF	END OF CYCLE-ON/OFF SCREEN TAP-ON/OFF	Turn End of Cycle sounds and/or screen tap sounds ON / OFF
SCREEN COLOR STYLE	UNAVAILABLE	LIGHT DARK	Select color mode for display on machine.
DISPLAY DEXTERPAY ID	UNAVAILABLE	ON/OFF	Select if DexterPay ID is displayed on the machine.
TIME FORMAT	UNAVAILABLE	12 HOUR 24 HOUR	Select the time format to be displayed on the machine.
VIEW NON-CRITICAL ERRORS	ON / OFF	ON/OFF	Will display errors during cycle. If OFF, these errors will still register in the alerts, but will not be shown on the display

## WASHERS ONLY GENERAL SETTINGS

Once you have added equipment and set your Washers and Dryers combined general settings, you will need to set your general settings for your washers only.

SETTING	C-SERIES OPTIONS	X-SERIES OPTIONS	NOTES
VIEW NON-CRITICAL ERRORS	ON / OFF	ON/OFF	Will display errors like SLOW FILL/ SLOW DRAIN during cycle. If OFF, these errors will still register in the alerts, but will not be shown on the display

## DRYERS ONLY GENERAL SETTINGS

Once you have added equipment and set your Washers and Dryers combined general settings, you will need to set your general settings for your dryers only.

SETTING	C-SERIES OPTIONS	X-SERIES OPTIONS	NOTES
DISPLAY TEMPERATURE SCALE	°F/°C	°F/°C	Select Fahrenheit or Celsius
DISPLAY TIME	MINUTES ONLY MINUTES AND SECONDS	MINUTES ONLY MINUTES AND SECONDS	Select how the time will be displayed
CENTRAL PAY	ON/OFF	ON/OFF	Select if using Central Pay. Note: Central Pay must be disabled if using DexterPay

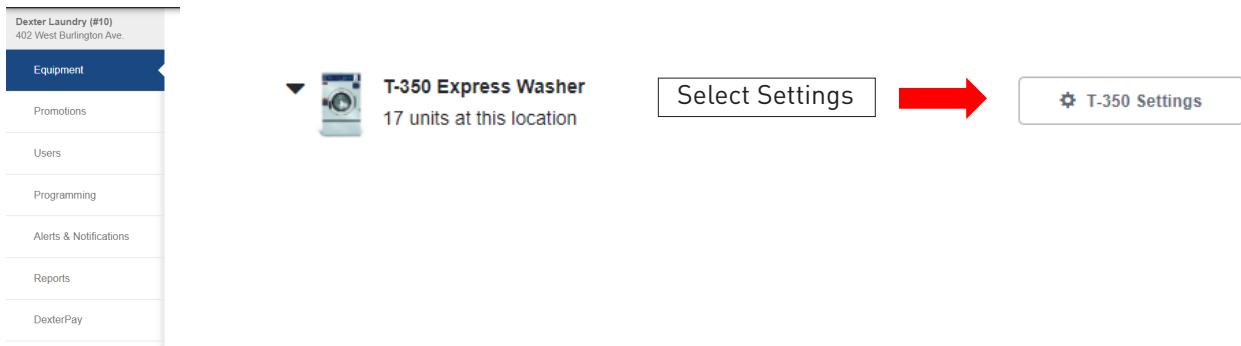
## COIN VAULT GENERAL SETTINGS

Once you have added equipment and set your Washers and Dryers general settings, you will need to set your general settings for your coin vault.

SETTING	C-SERIES OPTIONS	X-SERIES OPTIONS	NOTES
VIEW COIN VAULT MESSAGE	UNAVAILABLE	ON/OFF	Select if the coin vault message displays on the machine when the coin vault is accessed.
COIN VAULT RESET	UNAVAILABLE	MANUAL AUTOMATIC	Select if the coin vault resets automatically after reset when the coin box is reinstalled or manually on DexterLive.
COIN VAULT RESET OPTIONS	UNAVAILABLE	LEFT RIGHT BOTH	Select to reset the left, right, or both coin inputs.

## C-SERIES WASHER SETTINGS

Once you have added equipment and set your general settings, you will need to program each machine type separately. You will want to visit the Equipment Page and select the Settings button for each washer type (i.e., T-350, T-450, etc.)



## C-SERIES WASHER PRICING

This page allows you to set pricing parameters for that specific machine type, including any PLUS cycles, promotional pricing, and left / right coin values. The specific parameters, such as length of extend wash, are determined on the cycles page.

**TIP:** Pricing should be market-driven. To determine the best pricing for your location, do your homework, including talking with your distributor and conducting a competitive assessment.

The screenshot shows the 'T-350 EXPRESS WASHER' settings page. The title is 'T-350 EXPRESS WASHER' and the subtitle is 'T-350 EXPRESS WASHER SETTINGS'. There are three tabs: 'Pricing' (selected), 'Cycles', and 'Optional Settings'. The 'Pricing' tab contains the following settings:

Section	Setting	Value
Pricing	Use Card Reader Pricing	Off
	Base Vend Price	2.75
Adders	Warm Temp Adder	0.25
	Hot Temp Adder	0.50
	SuperWash Adder	FREE
	Pre-Wash Adder	0.50
	Extend Wash Adder	0.25
	Extra Rinse Adder	0.50
Promotional Pricing	Base Vend Price <b>B</b>	1.00
	Base Vend Price <b>C</b>	FREE
Coin Values	Left Coin Value	0.25
	Right Coin Value	1.00

At the bottom of the page, there is a blue button labeled 'SAVE FOR T-350S IN THIS GROUP' and a 'Cancel' link.

## C-SERIES WASHER PRICING DETAILS

Enter pricing as it will be displayed on the machine.

PARAMETER	SETTING	NOTES
PRICING	USE CARD READER PRICING	If Use Card Reader Pricing is ON, uses card reader pricing parameters.
	BASE VEND PRICE	Sets the price for COLD water basic wash
ADDERS  NOTES: IF ADDERS ARE SET TO FREE, CUSTOMER WILL BE CHARGED THE BASE VEND PRICE ONLY, EVEN IF THE CYCLE ADDERS ARE ON. ADDERS CAN BE TURNED ON / OFF IN THE CYCLES TAB. SUPERWASH BUNDLES ALL ADDERS TOGETHER. IF SUPERWASH IS ON, PRICES CAN NOT BE SET FOR THE INDIVIDUAL ADDERS.	WARM TEMP ADDER	Sets the additional price for WARM wash. This, plus the base vend price, will be the price for a warm wash.
	HOT TEMP ADDER	Sets the additional price for HOT wash. This, plus the base vend price, will be the price for a hot wash.
	SUPERWASH ADDER	If SuperWash is ON, sets the price for SuperWash.
	PRE-WASH ADDER	If Pre-Wash is ON and SuperWash is OFF, sets the price for Pre-Wash.
	EXTEND WASH ADDER	If Extend Wash is ON and SuperWash is OFF, sets the price for Extend Wash.
	EXTRA RINSE ADDER	If Extra Rinse is ON and SuperWash is OFF, sets the price for Extra Rinse.
PROMOTIONAL PRICING	BASE VEND PRICE (B)	Sets the Base Vend Price for Promotion B
	BASE VEND PRICE (C)	Sets the Base Vend Price for Promotion C
COIN VALUES	LEFT COIN VALUE	Sets the value for the LEFT coin input
	RIGHT COIN VALUE	Sets the value for the RIGHT coin input. If only one drop is being used, this number can remain unchanged.

## SAVE SETTINGS

After entering the pricing information, select SAVE SETTINGS. DexterLive will prompt to either sync the settings now or to save the information and sync later. Follow the SYNC NOW instructions to sync the settings to the machine. If other changes are needed to cycle parameters or other machine types, select Cancel to save the information and finish before syncing to the machines.

SAVE FOR T-350S IN THIS GROUP

dexterlive.com says

Settings have been saved, but have not been synced. Would you like to sync the settings now?

OK

Cancel

## C-SERIES WASHER CYCLES

The Cycles Page allows you to easily customize cycles for a specific machine type and turn various options on or off.

TIP: Cycle adders will provide a customized experience for customers and add revenue.



### T-350 EXPRESS WASHER

T-350 EXPRESS WASHER SETTINGS

Pricing

Cycles

Optional Settings

Cycle	Time	Temp	Spin
SuperWash	Off		
Pre-Wash	4 min	Cold	Off
Wash	9 min		Off
Extend Wash	4 min		
Rinse	4 min	Cold	Off
Final Rinse	5 min	Cold	6 min
Extra Rinse	4 min	Cold	Off

Extract Speed	Final Spin Speed	200G
---------------	------------------	------

Options	Default Wash Temperature	Hot
	Delay Fill	Off
	Delay Spin	Off
	Add Bleach Prompt	On

SAVE FOR T-350S IN THIS GROUP

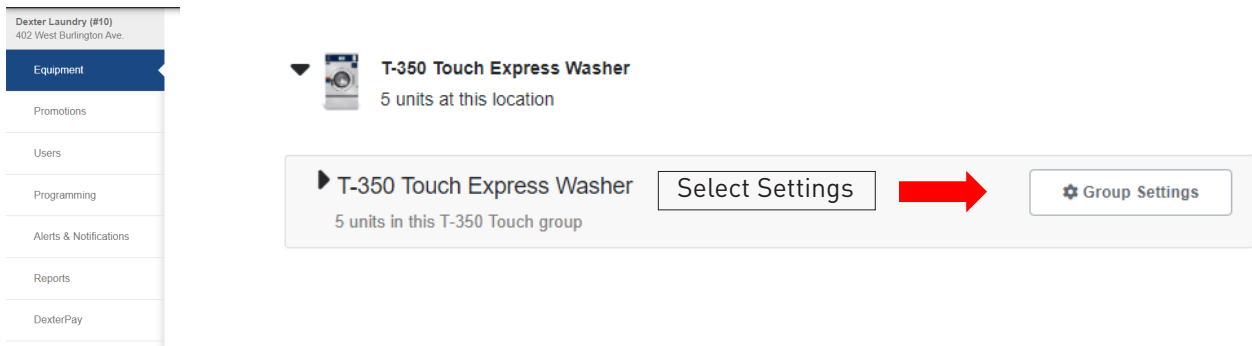
Cancel

## C-SERIES WASHER CYCLE PARAMETERS

SETTING	OPTIONS	DESCRIPTION		
SUPERWASH	ON / OFF	Turns SuperWash On or Off. If ON, all cycle adders are “bundled” into one price option. If OFF, cycle adders are charged separately.		
SETTING	OPTIONS			DESCRIPTION
	TIME	TEMP	SPIN	
PRE-WASH	OFF - 15 MIN	HOT WARM COLD	OFF - 10 MIN	Provides an additional bath. The soap box does not flush. Recommend setting the bath to COLD and spin to OFF.
WASH	3 - 15 MIN	BASED ON SELECTION ON CONTROL	OFF - 10 MIN	Amount of agitation time for the main bath. Soap compartment flushes 90 seconds into the bath.
EXTENDED WASH	OFF - 10 MIN	NO ADDITIONAL FILL		Extends the agitation time of the WASH bath
RINSE	OFF - 15 MIN	WARM COLD	OFF - 10 MIN	Provides an additional bath. Recommend setting the rinse to COLD and the spin to OFF.
FINAL RINSE	3 - 15 MIN	WARM COLD	1 - 10 MIN	Last bath of the cycle. Softener flushes 30 seconds into the bath. Recommend setting the bath to COLD.
EXTRA RINSE	OFF - 15 MIN	WARM COLD	OFF - 10 MIN	If ON, will add an additional rinse ahead of the Final Rinse
FINAL SPIN SPEED	EXPRESS: 60 - 200 G NON-EXPRESS: 60 - 100G			Ability to set the final extract speed if necessary based on location.
DEFAULT WASH TEMPERATURE		HOT WARM COLD		Select the default temperature (and price) displayed on the control. Tip: Use this to offer a “cold water discount” by setting the default temp to hot and a lower price for cold water.
DELAY FILL	ON / OFF			If Delay Fill is ON, time does not decrement until the low fill setting is met. Most locations have Delay Fill turned OFF.
DELAY SPIN	OFF - 150 SECS			Delay Spin is used with slow drains to reduce nuisance Slow Drain error codes. Most locations have Delay Spin turned OFF.
ADD BLEACH PROMPT	ON/OFF			If Add Bleach Prompt is ON, will display when bleach should be added during the cycle.

## X-SERIES WASHER SETTINGS

Once you have added equipment and set your general settings, you will need to program each machine type separately. You will want to visit the Equipment Page and select the Settings button for each washer type (i.e., T-350 Touch, T-450 Touch, etc.)

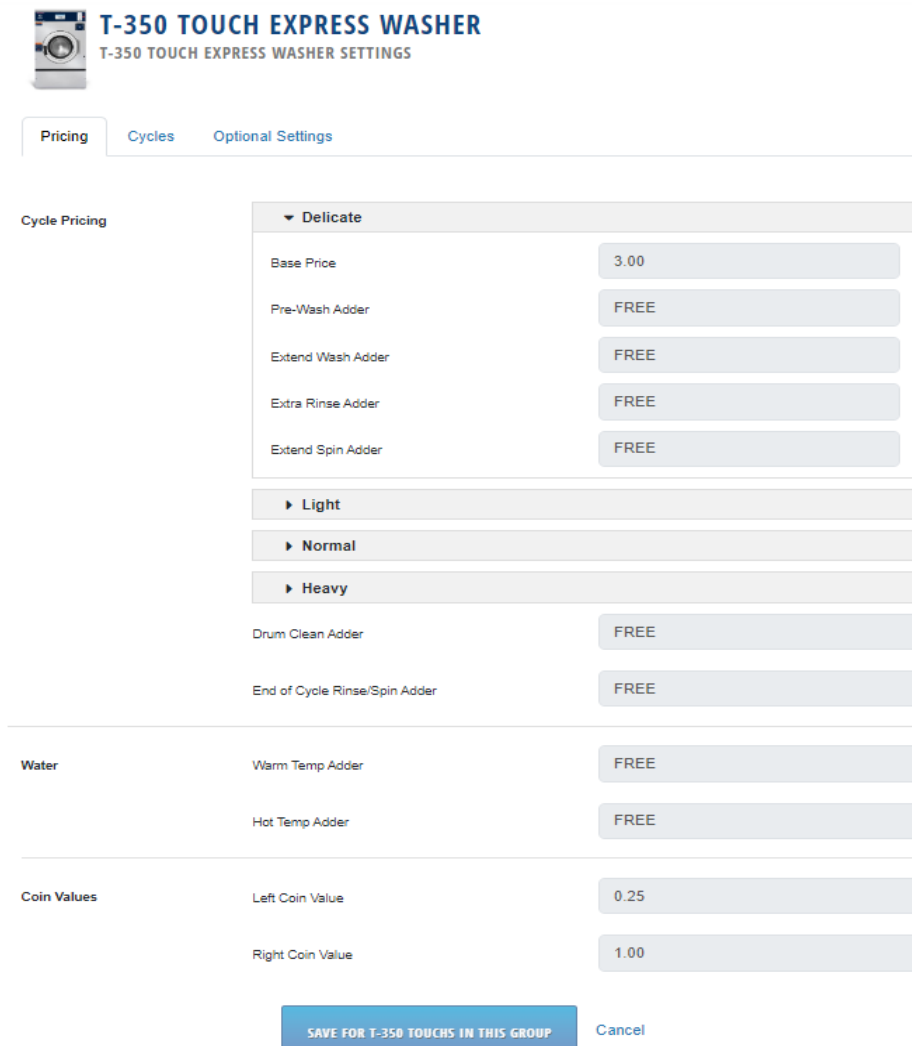


The screenshot shows a sidebar menu on the left with the following items: Dexter Laundry (#10) 402 West Burlington Ave., Equipment (selected), Promotions, Users, Programming, Alerts & Notifications, Reports, and DexterPay. The main content area displays a dropdown menu for 'T-350 Touch Express Washer' with '5 units at this location'. Below this, there is a button labeled 'T-350 Touch Express Washer' with '5 units in this T-350 Touch group'. To the right of this button is a 'Select Settings' button, and further right is a 'Group Settings' button with a gear icon. A red arrow points from the 'Select Settings' button to the 'Group Settings' button.

## X-SERIES WASHER PRICING

This page allows you to set pricing parameters for that specific machine type, including any cycle types, PLUS cycles, temperature pricing, and left / right coin values. The specific parameters, such as length of extend wash, are determined on the cycles page.

**TIP:** Pricing should be market-driven. To determine the best pricing for your location, do your homework, including talking with your distributor and conducting a competitive assessment.



The screenshot shows the 'T-350 TOUCH EXPRESS WASHER' settings page. The title is 'T-350 TOUCH EXPRESS WASHER' with a sub-title 'T-350 TOUCH EXPRESS WASHER SETTINGS'. There are three tabs: 'Pricing' (selected), 'Cycles', and 'Optional Settings'. The 'Cycle Pricing' section is expanded, showing a dropdown menu for 'Delicate' (selected), 'Light', 'Normal', and 'Heavy'. Below the dropdown, there are five rows of pricing parameters for the 'Delicate' cycle: Base Price (3.00), Pre-Wash Adder (FREE), Extend Wash Adder (FREE), Extra Rinse Adder (FREE), and Extend Spin Adder (FREE). Below these are three rows of pricing parameters for the 'Light', 'Normal', and 'Heavy' cycles: Drum Clean Adder (FREE), End of Cycle Rinse/Spin Adder (FREE), and End of Cycle Rinse/Spin Adder (FREE). The 'Water' section has two rows: Warm Temp Adder (FREE) and Hot Temp Adder (FREE). The 'Coin Values' section has two rows: Left Coin Value (0.25) and Right Coin Value (1.00). At the bottom, there is a blue button labeled 'SAVE FOR T-350 TOUCHES IN THIS GROUP' and a 'Cancel' button.

## X-SERIES WASHER PRICING DETAILS

Enter pricing as it will be displayed on the machine.

CYCLE PROFILES PRICING

PARAMETER	SETTING	NOTES
PRICING	BASE VEND PRICE	Sets the price for COLD water basic wash
ADDERS  NOTES: IF ADDERS ARE SET TO FREE, CUSTOMER WILL BE CHARGED THE BASE VEND PRICE ONLY, EVEN IF THE CYCLE ADDERS ARE ON. ADDERS CAN BE TURNED ON / OFF IN THE CYCLES TAB.	PRE-WASH ADDER	If Pre-Wash is ON, sets the price for Pre-Wash.
	EXTEND WASH ADDER	If Extend Wash is ON, sets the price for Extend Wash.
	EXTRA RINSE ADDER	If Extra Rinse is ON, sets the price for Extra Rinse.
	EXTEND SPIN ADDER	If Extend Spin is ON, sets the price for Extend Spin
DRUM CLEAN ADDER	DRUM CLEAN ADDER	If Drum Clean is ON, sets the price for Drum Clean
END OF CYCLE RINSE/SPIN ADDER	END OF CYCLE RINSE/ SPIN ADDER	If the End of Cycle Final Rinse and Spin is ON, sets the price for End of Cycle Final Rinse and Spin.
WATER PRICING	WARM TEMP ADDER	Sets the additional price for WARM wash. This, plus the base vend price, will be the price for a warm wash.
	HOT TEMP ADDER	Sets the additional price for HOT wash. This, plus the base vend price, will be the price for a hot wash.
COIN VALUES	LEFT COIN VALUE	Sets the value for the LEFT coin input
	RIGHT COIN VALUE	Sets the value for the RIGHT coin input. If only one drop is being used, this number can remain unchanged.

## SAVE SETTINGS

After entering the pricing information, select **SAVE SETTINGS**. DexterLive will prompt to either sync the settings now or to save the information and sync later. Follow the **SYNC NOW** instructions to sync the settings to the machine. If other changes are needed to cycle parameters or other machine types, select **Cancel** to save the information and finish before syncing to the machines.

SAVE FOR T-350 TOUCHS IN THIS GROUP

dexterlive.com says

Settings have been saved, but have not been synced. Would you like to sync the settings now?

## X-SERIES WASHER CYCLES

The Cycles Page allows you to easily customize cycles and cycle profiles allowing you to disable or make available for selection for a specific machine type and turn various options on or off.

TIP: Cycle adders will provide a customized experience for customers and add revenue.



### T-350 TOUCH EXPRESS WASHER

T-350 TOUCH EXPRESS WASHER SETTINGS

Pricing

Cycles

Optional Settings

Default Selected Cycle

Normal

▶ Delicate

Available

▶ Light

Available

▶ Normal

▶ Heavy

Available

▶ Drum Clean

Available

▶ End of Cycle Final Rinse and Spin

Available

Water Levels

Low

2 (Eco)

High

10 (Classic)

Options

Default Wash Temperature

Warm

Delay Fill

Off

Delay Spin

Off

Add Bleach Prompt

On

SAVE FOR T-350 TOUCHS IN THIS GROUP

Cancel

## X-SERIES WASHER CYCLE PARAMETERS: DELICATE CYCLE

CYCLE PROFILE SETTING	CYCLE PROFILE OPTIONS			WATER LEVEL	EXTEND WASH/ SPIN	DESCRIPTION
	TIME	TEMP	SPIN			
PRE-WASH	OFF - 15 MIN	HOT WARM COLD		LOW		Provides an additional bath. The soap box does not flush. Recommend setting the bath to COLD.
WASH	3 - 15 MIN	BASED ON SELECTION ON CONTROL	0 - 10 MIN	LOW HIGH	EXT. WASH OFF-10 MIN	Amount of agitation time for the main bath. Soap compartment flushes 90 seconds into the bath.
RINSE	0 - 15 MIN	WARM COLD	0 - 10 MIN	LOW HIGH		Provides an additional bath. Recommend setting the rinse to COLD and the spin to 0 Min.
EXTRA RINSE	OFF - 15 MIN	WARM COLD	0 - 10 MIN	LOW		If ON, will add an additional rinse ahead of the Final Rinse
FINAL RINSE	3 - 15 MIN	WARM COLD	1 - 10 MIN	LOW HIGH		Last bath of the cycle. Softener flushes 30 seconds into the bath. Recommend setting the bath to COLD.
FINAL SPIN SPEED	EXPRESS: 60 - 200 G					Ability to set the final extract speed if necessary based on location. Set Final Spin Speed under Final Rinse section.

### Please note, availability settings for adders are as follows:

OFF = Disables the adder.

DEFAULT ON = The adder will be available for purchase and will be selected by default. Customers can remove the adder from their purchase.

DEFAULT OFF = The adder will be available for purchase and will NOT be selected by default. Customers will need to select the adder to include in their purchase.

INCLUDED = Always include in the cycle. It will not be available for purchase.

## X-SERIES WASHER CYCLE PARAMETERS: NORMAL CYCLE

CYCLE PROFILE SETTING	CYCLE PROFILE OPTIONS			WATER LEVEL	EXTEND WASH/ SPIN	DESCRIPTION
	TIME	TEMP	SPIN			
PRE-WASH	OFF - 15 MIN	HOT WARM COLD		LOW		Provides an additional bath. The soap box does not flush. Recommend setting the bath to COLD.
WASH	3 - 15 MIN	BASED ON SELECTION ON CONTROL	0 - 10 MIN	LOW HIGH	EXT. WASH OFF-10 MIN	Amount of agitation time for the main bath. Soap compartment flushes 90 seconds into the bath.
RINSE	0 - 15 MIN	WARM COLD	0 - 10 MIN	LOW HIGH		Provides an additional bath. Recommend setting the rinse to COLD and the spin to OFF.
EXTRA RINSE	OFF - 15 MIN	WARM COLD	0 - 10 MIN	LOW		If ON, will add an additional rinse ahead of the Final Rinse
FINAL RINSE	3 - 15 MIN	WARM COLD	1 - 10 MIN	LOW HIGH		Last bath of the cycle. Softener flushes 30 seconds into the bath. Recommend setting the bath to COLD.
FINAL SPIN SPEED	EXPRESS: 60 - 200 G					Ability to set the final extract speed if necessary based on location. Set Final Spin Speed under Final Rinse section.

### Please note, availability settings for adders are as follows:

OFF = Disables the adder.

DEFAULT ON = The adder will be available for purchase and will be selected by default. Customers can remove the adder from their purchase.

DEFAULT OFF = The adder will be available for purchase and will NOT be selected by default. Customers will need to select the adder to include in their purchase.

INCLUDED = Always include in the cycle. It will not be available for purchase.

## X-SERIES WASHER CYCLE PARAMETERS: LIGHT CYCLE

CYCLE PROFILE SETTING	CYCLE PROFILE OPTIONS			WATER LEVEL	EXTEND WASH/ SPIN	DESCRIPTION
	TIME	TEMP	SPIN			
PRE-WASH	OFF - 15 MIN	HOT WARM COLD		LOW		Provides an additional bath. The soap box does not flush. Recommend setting the bath to COLD.
WASH	3 - 15 MIN	BASED ON SELECTION ON CONTROL	0 - 10 MIN	LOW HIGH	EXT. WASH OFF-10 MIN	Amount of agitation time for the main bath. Soap compartment flushes 90 seconds into the bath.
RINSE	0 - 15 MIN	WARM COLD	0 - 10 MIN	LOW HIGH		Provides an additional bath. Recommend setting the rinse to COLD and the spin to OFF.
EXTRA RINSE	OFF - 15 MIN	WARM COLD	0 - 10 MIN	LOW		If ON, will add an additional rinse ahead of the Final Rinse
FINAL RINSE	3 - 15 MIN	WARM COLD	1 - 10 MIN	LOW HIGH		Last bath of the cycle. Softener flushes 30 seconds into the bath. Recommend setting the bath to COLD.
FINAL SPIN SPEED	EXPRESS: 60 - 200 G					Ability to set the final extract speed if necessary based on location. Set Final Spin Speed under Final Rinse section.

### Please note, availability settings for adders are as follows:

OFF = Disables the adder.

DEFAULT ON = The adder will be available for purchase and will be selected by default. Customers can remove the adder from their purchase.

DEFAULT OFF = The adder will be available for purchase and will NOT be selected by default. Customers will need to select the adder to include in their purchase.

INCLUDED = Always include in the cycle. It will not be available for purchase.

## X-SERIES WASHER CYCLE PARAMETERS: HEAVY CYCLE

CYCLE PROFILE SETTING	CYCLE PROFILE OPTIONS			WATER LEVEL	EXTEND WASH/ SPIN	DESCRIPTION
	TIME	TEMP	SPIN			
PRE-WASH	OFF - 15 MIN	HOT WARM COLD		LOW		Provides an additional bath. The soap box does not flush. Recommend setting the bath to COLD.
WASH	3 - 15 MIN	BASED ON SELECTION ON CONTROL	0 - 10 MIN	LOW HIGH	EXT. WASH OFF-10 MIN	Amount of agitation time for the main bath. Soap compartment flushes 90 seconds into the bath.
RINSE	0 - 15 MIN	WARM COLD	0 - 10 MIN	LOW HIGH		Provides an additional bath. Recommend setting the rinse to COLD and the spin to OFF.
EXTRA RINSE	OFF - 15 MIN	WARM COLD	0 - 10 MIN	LOW		If ON, will add an additional rinse ahead of the Final Rinse
FINAL RINSE	3 - 15 MIN	WARM COLD	1 - 10 MIN	LOW HIGH		Last bath of the cycle. Softener flushes 30 seconds into the bath. Recommend setting the bath to COLD.
FINAL SPIN SPEED	EXPRESS: 60 - 200 G					Ability to set the final extract speed if necessary based on location. Set Final Spin Speed under Final Rinse section.

### Please note, availability settings for adders are as follows:

OFF = Disables the adder.

DEFAULT ON = The adder will be available for purchase and will be selected by default. Customers can remove the adder from their purchase.

DEFAULT OFF = The adder will be available for purchase and will NOT be selected by default. Customers will need to select the adder to include in their purchase.

INCLUDED = Always include in the cycle. It will not be available for purchase.

## X-SERIES WASHER CYCLE PARAMETERS: ADDERS, WATER LEVELS, AND OPTIONS

CYCLE PROFILE SETTING	CYCLE PROFILE OPTIONS			WATER LEVEL	FLUSH TYPE	DESCRIPTION
	TIME	TEMP	SPIN			
DRUM CLEAN ADDER						Select if Drum Clean is Available or Disabled.
END OF CYCLE FINAL RINSE AND SPIN ADDER	3 - 15 MINS	WARM COLD	1 - 10 MINS	LOW HIGH	DETERGENT SOFTENER BOTH OFF	Select if End of Cycle Final Rinse and Spin is Available or Disabled for an additional final rinse and spin.
FINAL SPIN SPEED (UNDER END OF CYCLE FINAL RINSE AND SPIN ADDER)	EXPRESS: 60 - 200 G					Ability to set the final extract speed if necessary based on location.
WATER LEVELS				LOW		Ability to adjust Low and High Water Levels.
				HIGH		
DEFAULT WASH TEMPERATURE		HOT WARM COLD				Select the default temperature (and price) displayed on the control. Tip: Use this to offer a "cold water discount" by setting the default temp to hot and a lower price for cold water.
DELAY FILL	ON / OFF					If Delay Fill is ON, time does not decrement until the low fill setting is met. Most locations have Delay Fill turned OFF.
DELAY SPIN	OFF - 150 SECS					Delay Spin is used with slow drains to reduce nuisance Slow Drain error codes. Most locations have Delay Spin turned OFF.
ADD BLEACH PROMPT	ON/OFF					If Add Bleach Prompt is ON, will display when bleach should be added during the cycle.

## C-SERIES DRYER SETTINGS

Once you have added equipment and set your general settings, you will need to program each machine type separately. You will want to visit the Equipment Page and select the Settings button for each dryer type (i.e., T-30X2, T-50X2, etc.)

Dexter Laundry (#10)  
402 West Burlington Ave.

- Equipment
- Promotions
- Users
- Programming
- Alerts & Notifications
- Reports
- DexterPay

T-30X2 Stack Dryer  
7 units at this location

T-30X2 Stack Dryer  
7 units in this T-30X2 group

Select Settings → Group Settings

## C-SERIES DRYER PRICING

This page allows you to set pricing parameters for that specific machine type, including any temperature adders, promotional pricing, and left / right coin values. The specific parameters, such as length of cycle, are determined on the cycles page.

### T-30X2 STACK DRYER

T-30X2 STACK DRYER SETTINGS

- Pricing
- Cycles
- Optional Settings

Pricing	Use Card Reader Pricing	Off
	Base Vend Price	1.50
	Extend Vend Price	0.25
Temperature Adders	Medium Temp Adder	FREE
	High Temp Adder	FREE
Promotional Pricing	Base Vend Price <b>B</b>	FREE
	Extend Vend Price <b>B</b>	0.25
	Base Vend Price <b>C</b>	FREE
	Extend Vend Price <b>C</b>	0.25
Coin Values	Left Coin Value	0.25
	Right Coin Value	1.00

**SAVE FOR T-30X2S IN THIS GROUP** Cancel

## C-SERIES DRYER PRICING DETAILS

Enter pricing as it will be displayed on the machine.

PARAMETER	SETTING	NOTES
PRICING	USE CARD READER PRICING	If Use Card Reader Pricing is ON, uses card reader pricing parameters.
	BASE VEND PRICE	Sets the price for LOW temperature dry
	EXTEND VEND PRICE	Sets the price for extend dry time
ADDERS	MEDIUM TEMP ADDER	Sets the additional price for MED temperature. This plus the base vend price will be the price for a medium temperature dry.
	HOT TEMP ADDER	Sets the additional price for HOT temperature. This, plus the base vend price, will be the price for a hot temperature dry.
PROMOTIONAL PRICING	BASE VEND PRICE (B)	Sets the Base Vend Price for Promotion B
	EXTEND VEND PRICE (B)	Sets the Extend Dry price for Promotion B
	BASE VEND PRICE (C)	Sets the Base Vend Price for Promotion C
	EXTEND VEND PRICE (C)	Sets the Extend Dry price for Promotion C
COIN VALUES	LEFT COIN VALUE	Sets the value for the LEFT coin input
	RIGHT COIN VALUE	Sets the value for the RIGHT coin input. If only one drop is being used, this number can remain unchanged.

## SAVE SETTINGS

After entering the pricing information, select SAVE SETTINGS. DexterLive will prompt to either sync the settings now or to save the information and sync later. Follow the SYNC NOW instructions to sync the settings to the machine. If other changes are needed to cycle parameters or other machine types, select Cancel to save the information and finish before syncing to the machines.

SAVE FOR T-30X25 IN THIS GROUP

dexterlive.com says

Settings have been saved, but have not been synced. Would you like to sync the settings now?

OK Cancel

## C-SERIES DRYER CYCLES

The Cycles Page allows you to easily customize cycles for a specific machine type, set temperatures, and turn various options on or off.

**T-30X2 STACK DRYER**  
T-30X2 STACK DRYER SETTINGS

Pricing Cycles **Optional Settings**

**Cycle Settings**

Cycle Time: 35 min

Free Vend Time: 35 min

Extend Vend Time: 5 min

Maximum Cycle Time: 70 min

**Temperature Settings**

Temperature Cool Down Time

High: 175°F 5 min

Medium: 150°F 4 min

Low: 125°F 3 min

**Options**

Default Dry Temp: Medium

Anti-Wrinkle Protection: On

End-of-Cycle Extend Dry: Yes

SAVE FOR F-SERIES IN THIS GROUP Cancel

## C-SERIES DRYER CYCLE PARAMETERS

Default is indicated in BOLD.

SETTING	OPTIONS		DESCRIPTION	
TIME	CYCLE		1 - 99 MIN	Sets the time for a base vend
	FREE VEND			Sets the time for a free start via the remote access features
	EXTEND VEND			Sets the time for an extend vend
	MAXIMUM CYCLE			Sets the maximum time for a cycle.
TEMPERATURE SETTINGS		TEMPERATURE	1 - 99 MIN	Sets the temperature and cool down time based on the temperature selected.
	HIGH	150 - 190 F		
	MED	120 - 170 F		
	LOW	NO HEAT - 150 F		
DEFAULT DRY TEMP	HOT			Sets the default temperature (and price) to be displayed.
	MED			
	LOW			
ANTI-WRINKLE PROTECTION	ON / OFF			Anti-wrinkle will intermittently tumble a dry load every 5 minutes for up to 60 minutes after a cycle is complete. This helps release the heat from a dry load.
END OF CYCLE EXTEND DRY	ON / OFF			Ability to extend dry time at the end of cycle. If ON, extended time will be based on time set above.

## X-SERIES DRYER SETTINGS

Once you have added equipment and set your general settings, you will need to program each machine type separately. You will want to visit the Equipment Page and select the Settings button for each dryer type (i.e., T-30X2 Touch, T-50X2 Touch, etc.)

Dexter Laundry (#10)  
402 West Burlington Ave.

- Equipment
- Promotions
- Users
- Programming
- Alerts & Notifications
- Reports
- DexterPay

T-30X2 Touch Stack Dryer  
1 unit at this location

T-30X2 Touch Stack Dryer  
1 unit in this T-30X2 Touch group

Select Settings → Group Settings

## X-SERIES DRYER PRICING

This page allows you to set pricing parameters for that specific machine type, including any extend vend pricing and left / right coin values. The specific parameters, such as length of cycle, are determined on the cycles page.

**T-30X2 TOUCH STACK DRYER**  
T-30X2 TOUCH STACK DRYER SETTINGS

Pricing Cycles Optional Settings

Pricing	Upper	Lower
Base Vend Price	1.75	1.50
Extend Vend Price	0.25	0.25

---

Coin Values

Left Coin Value	0.25
Right Coin Value	1.00

SAVE FOR T-30X2 TOUCHS IN THIS GROUP Cancel

## X-SERIES DRYER PRICING DETAILS

Enter pricing as it will be displayed on the machine.

PARAMETER	SETTING	NOTES
PRICING	BASE VEND PRICE	Sets the price for LOW temperature dry
	EXTEND VEND PRICE	Sets the price for extend dry time
COIN VALUES	LEFT COIN VALUE	Sets the value for the LEFT coin input
	RIGHT COIN VALUE	Sets the value for the RIGHT coin input. If only one drop is being used, this number can remain unchanged.

## SAVE SETTINGS

After entering the pricing information, select **SAVE SETTINGS**. DexterLive will prompt to either sync the settings now or to save the information and sync later. Follow the **SYNC NOW** instructions to sync the settings to the machine. If other changes are needed to cycle parameters or other machine types, select **Cancel** to save the information and finish before syncing to the machines.

**SAVE FOR T-30X2 TOUCHS IN THIS GROUP**

dexterlive.com says

Settings have been saved, but have not been synced. Would you like to sync the settings now?

OK

Cancel

# X-SERIES DRYER CYCLES

The Cycles Page allows you to easily customize cycles for a specific machine type, set temperatures, and turn various options on or off.



## T-30X2 TOUCH STACK DRYER

T-30X2 TOUCH STACK DRYER SETTINGS

Pricing

Cycles

Optional Settings

### Cycle Settings

Cycle Time

35

min

Free Vend Time

35

min

Extend Vend Time

5

min

Maximum Cycle Time

70

min

### Temperature Settings

Temperature

Cool Down Time

No Heat

Disabled

High

175°F

5

min

Medium

150°F

4

min

Low

125°F

3

min

### Options

Default Dry Temp

Medium

Moisture Detection ⓘ

Enabled

End-of-Cycle Extend Dry

Enabled

Anti-Wrinkle Protection

Enabled

Free Dry Extensions

Enabled

SAVE FOR T-30X2 TOUCHS IN THIS GROUP

Cancel

## X-SERIES DRYER CYCLE PARAMETERS

Default is indicated in BOLD.

SETTING	OPTIONS		DESCRIPTION	
TIME	CYCLE		1- 99 MIN	Sets the time for a base vend
	FREE VEND			Sets the time for a free start via the remote access features
	EXTEND VEND			Sets the time for an extend vend
	MAXIMUM CYCLE			Sets the maximum time for a cycle.
TEMPERATURE SETTINGS		TEMPERATURE	COOL DOWN TIME	Sets availability of no heat cycle.
	NO HEAT	AVAILABLE/ DISABLED		
	HIGH	150 - 190 F	1 - 99 MIN	Sets the temperature and cool down time based on the temperature selected.
	MED	120 - 170 F		
	LOW	NO HEAT - 150 F		
DEFAULT DRY TEMP	HOT			Sets the default temperature (and price) to be displayed.
	MED			
	LOW			
MOISTURE DETECTION	ENABLED/ DISABLED			When ENABLED, automatically detects moisture level to prevent overdrying. In free dry cycles, this will end the cycle. In vended cycles, this will reduce the target temperature to lower gas usage.
END OF CYCLE EXTEND DRY	ON / OFF			Ability to extend dry time at the end of cycle. If ON, extended time will be based on extend time set above.
ANTI-WRINKLE PROTECTION	ON / OFF			Anti-wrinkle will intermittently tumble a dry load every 5 minutes for up to 60 minutes after a cycle is complete. This helps release the heat from a dry load.
FREE DRY EXTENSIONS	ENABLED/ DISABLED			Ability to offer free extended dry time at the end of the cycle. If ON, free extended time will be based on set extend time above.

# PROGRAMMING MACHINES

After pricing, cycles, and promotions have been set for every machine, visit the Programming page and select Sync Now. This will automatically push the information to all networked machines. If the machine is in use, it will update once the machine returns to an idle state.

Dexter Laundry (#10)  
402 West Burlington Ave.

Equipment

Promotions

Users

Programming

Alerts & Notifications

Reports

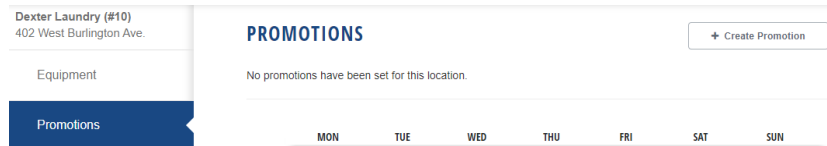
DexterPay

Synchronize settings for all models at this location:

SYNC NOW

# PROMOTIONS (C-SERIES ONLY)

DexterLive makes it easy to create custom promotions for your location. This section allows you to set the promotion days, time, and machines included. Pricing is set in the individual machine settings.



Select Create Promotion

### CREATE PROMOTION

\*My Promotion Name

Promotional Price  
 B  C

Machine Types [Edit Pricing](#)

 T-350 B: FREE	 T-450 B: FREE
 T-950 B: FREE	 T-650 B: FREE
 T-1450 B: FREE	 T-80 B: 2.50 B+: 0.25
 T-30X2 B: 1.25 B+: 0.25	 T-50X2 B: 2.00 B+: 0.25
 T-350SWD B: FREE	 T-50X2R B: 2.00 B+: 0.25
 T-20 SWD B: 0.25 B+: 0.25	 T-450 SWD B: FREE
 T-30 SWD B: 1.20 B+: 1.20	

Days  
 Mon  Tue  Wed  Thu  Fri  Sat  Sun

Start

[Cancel](#)

Setting a Promotion:

1. Enter the promotion name
2. Select the promotional price reference from the pricing page
3. Select the machines to be included in the promotion
4. Select the days of the week this promotion will run
5. Select the start and stop times for the promotion
6. Select save promotion