

# Dexter Common Vended Washer Parts

Part Name	Part Number		
	Model: WCN	Model: WCAD/WCVD	Model: C-Series
Water System Components			
Drain Valve 3"	9379-202-001	9379-202-001	9379-202-001
Drain Valve 2"	9732-273-001	9379-199-001	9379-199-001
Water Valve (Dual)	9379-183-012	9379-183-012	9379-183-012
Diaphragm (for Dual Water Valve)	9118-049-003	9118-049-003	9118-049-003
Cylinder Plug (1.5" Plastic)	9456-041-007	9456-041-007	9456-041-007
Pressure Switch		9732-315-001	9732-315-001
Drive System Components			
Delta E Drive Display		9150-044-001	9150-044-001
MS300 Drive Display			9150-058-001
Breaking Resistor - 160 Ohms		9483-004-003	9483-004-003
Breaking Resistor - 200 Ohms		9483-004-002	9483-004-002
Control System Components			
Main Transformer	8711-004-001	8711-004-001	8711-004-001
Control Transformer	8711-003-001	8711-009-001	8711-009-004
Relay Board		9473-006-001	9473-006-001
Main Control Board	9732-258-001	V-Series Coin 9473-004-007 A-Series Coin 9473-009-005	9473-010-001
Data Cable (56")		9806-015-003	9806-015-003
Emergency Stop Button		9732-223-001	9732-223-001
Reversing Timer	9571-360-001		
Timer	9571-362-001		
Door Components			
Door Lock Gear Motor Assembly	9922-011-001	9892-015-001	9892-015-001
Complete Door Latching Assembly	9732-347-001	9732-347-001	9732-347-001
Door Handle Only	9244-080-003	Small 9244-080-003 Large 9244-091-001	9244-091-001
Door Handle Repair Kit (Small)	9732-278-001	9732-278-001	
Door Switch	9539-461-007	9539-492-001	9539-492-001
Coin Acceptor (US \$0.25) Components			
Coin Drop Screws		9545-053-002	9545-053-002
Coin Height Bar Screws	9545-039-002		
Coin Chute Screws	9545-025-020		
Retainer Coin Acceptor		9486-149-001	9486-149-001
Solenoid Coin Blocking	9922-007-002		
Fastener Components			
Front Panel Screw	9545-008-014	9545-008-014	9545-008-014
Front Panel Finished Washer	8641-585-001	8641-585-001	8641-585-001
Front Panel Spring Nut	8640-399-008	8640-399-008	8640-399-008
Soap Box Screw	9545-008-012	9545-008-012	9545-008-012
Soap Box Spring Nut	8640-399-007	8640-399-007	8640-399-007
Common Screw #10Bx1/2"	9545-008-026	9545-008-026	9545-008-026
Belts			
T-300	9040-076-004	9040-076-004	9040-076-004
T-350	9040-079-004	9040-079-004	9040-079-004
T-400/T-600/T-650	9040-076-005	9040-076-005	9040-076-005
T-450	9040-079-005	9040-079-005	9040-079-005
T-750	9040-076-008	9040-076-008	9040-076-008
T-900/T-950	9040-079-002	9040-079-002	9040-079-002
T-1200	9040-079-003	9040-079-003	9040-079-003
T-1450/T-1800	9040-079-006	9040-079-006	9040-079-006

# Dexter Common Washer Parts

## Water System



**3" DRAIN VALVE**  
**9379-202-001**

[Locate Distributor to Purchase](#)

## Water System



**2" DRAIN VALVE**  
**9379-199-001**

[Locate Distributor to Purchase](#)

## Water System



**2" DRAIN VALVE KIT**  
**9732-273-001**

[Locate Distributor to Purchase](#)

## Water System



**WATER VALVE (DUAL)**  
**9379-183-012**

[Locate Distributor to Purchase](#)

## Water System



**DIAPHRAGM**  
**9118-049-003**

[Locate Distributor to Purchase](#)

## Water System



**ELECTRONIC PRESSURE SWITCH**  
**9732-315-001**

[Locate Distributor to Purchase](#)

## Water System



**1.5" CYLINDER PLUG**  
**9456-041-007**

[Locate Distributor to Purchase](#)

## Drive System



**DELTA E DRIVE DISPLAY**  
**9150-044-001**

[Locate Distributor to Purchase](#)

## Drive System



**MS300 DRIVE DISPLAY**  
**9150-058-001**

[Locate Distributor to Purchase](#)

## Drive System



**160OHM BRAKING RESISTOR**  
**9483-004-003**

[Locate Distributor to Purchase](#)

## Drive System



**200OHM BRAKING RESISTOR**  
**9483-004-002**

[Locate Distributor to Purchase](#)

## Control System



**MAIN TRANSFORMER**  
**8711-004-001**

[Locate Distributor to Purchase](#)


## Control System



**N-SERIES CONTROL TRANSFORMER**  
**8711-003-001**

[Locate Distributor to Purchase](#)

## Control System



**V- & A-SERIES CONTROL TRANSFORMER**  
**8711-009-001**

[Locate Distributor to Purchase](#)

## Control System



**C-SERIES CONTROL TRANSFORMER**  
**8711-009-004**

[Locate Distributor to Purchase](#)

## Control System



**RELAY BOARD**  
**9473-006-001**

[Locate Distributor to Purchase](#)

# Dexter Common Washer Parts

## Control System



**N-SERIES COIN  
ACCUMULATOR KIT**  
9732-258-001

[Locate Distributor to Purchase](#)

## Control System



**V-SERIES MAIN  
CONTROL BOARD**  
9473-004-007

[Locate Distributor to Purchase](#)

## Control System



**A-SERIES MAIN  
CONTROL BOARD**  
9473-009-005

[Locate Distributor to Purchase](#)

## Control System



**C-SERIES MAIN  
CONTROLBOARD**  
9473-010-001

[Locate Distributor to Purchase](#)

## Control System



**54" DATA CABLE**  
9806-015-003

[Locate Distributor to Purchase](#)

## Control System



**EMERGENCY STOP  
BUTTON ASSEMBLY**  
9732-223-001

[Locate Distributor to Purchase](#)


## Control System



**REVERSING TIMER**  
9571-360-001

[Locate Distributor to Purchase](#)

## Control System



**PROGRAM TIMER**  
9571-362-001

[Locate Distributor to Purchase](#)


## Door



**DOOR LOCK  
SOLENOID ASSY.**  
9922-011-001P

[Locate Distributor to Purchase](#)

## Door



**DOOR LOCK GEAR  
MOTOR ASSY.**  
9892-015-001P

[Locate Distributor to Purchase](#)

## Door



**DOOR LATCHING  
ASSEMBLY**  
9732-347-001

[Locate Distributor to Purchase](#)

## Door



**SMALL WASHER  
DOOR HANDLE**  
9244-080-003

[Locate Distributor to Purchase](#)

## Door



**LARGE WASHER  
DOOR HANDLE**  
9244-091-001

[Locate Distributor to Purchase](#)

## Door



**SMALL DOOR HANDLE  
REPAIR KIT**  
9732-278-001

[Locate Distributor to Purchase](#)

## Door



**DOOR CLOSED  
MICRO SWITCH**  
9539-461-007

[Locate Distributor to Purchase](#)

## Door



**ROUND DOOR  
CLOSED SWITCH**  
9539-492-001

[Locate Distributor to Purchase](#)

# Dexter Common Washer Parts

## Coin Acceptor



### COIN SCREWS

Coin Drop **9545-053-002**

Height Bar **9545-039-002**

Coin Chute **9545-025-020**

[Locate Distributor to Purchase](#)

## Coin Acceptor



### COIN ACCEPTOR RETAINER

**9486-149-001P**

[Locate Distributor to Purchase](#)

## Coin Acceptor



### COIN BLOCKING SOLENOID

**9922-007-002**

[Locate Distributor to Purchase](#)

## Fasteners



### SCREWS

Front Panel **9545-008-014**

Soap Box **9545-008-012**

[Locate Distributor to Purchase](#)

## Fasteners



### FRONT PANEL FINISHED WASHER

**8641-585-001P**

[Locate Distributor to Purchase](#)

## Fasteners



### SPRING NUTS

Front Panel **8640-399-008**

Soap Box **8640-399-007**

[Locate Distributor to Purchase](#)

## Fasteners



### COMMON SCREW

**#10Bx1/2"**

**9545-008-026P**

[Locate Distributor to Purchase](#)

## Belts



### T-300 BELT

**9040-076-004**

[Locate Distributor to Purchase](#)

## Belts



### T-350 BELT

**9040-079-004**

[Locate Distributor to Purchase](#)

## Belts



### T-400/T-600/T-650 BELTS

**9040-076-005**

[Locate Distributor to Purchase](#)

## Belts



### T-450 BELT

**9040-079-005**

[Locate Distributor to Purchase](#)

## Belts



### T-750 BELTS

**9040-076-008**

[Locate Distributor to Purchase](#)

## Belts



### T-900/T-950 BELT

**9040-079-002**

[Locate Distributor to Purchase](#)

## Belts



### T-1200 BELT

**9040-079-003**

[Locate Distributor to Purchase](#)

## Belts



### T-1450/T-1800 BELT

**9040-079-006**

[Locate Distributor to Purchase](#)

