

Dexter Common On-Premise Washer Parts

Part Name	Part Number		
	Model: WCN	Model: WCVD/6-Cycle	Model: O-Series
Water System Components			
Drain Valve 3"	9379-202-001	9379-202-001	9379-202-001
Drain Valve 2"	9732-273-001	9379-199-001	9379-199-001
Water Valve (Dual)	9379-183-012	9379-183-012	9379-183-012
Diaphragm (for Dual Water Valve)	9118-049-003	9118-049-003	9118-049-003
Cylinder Plug (1.5" Plastic)	9456-041-007	9456-041-007	9456-041-007
Pressure Switch		9732-315-001	9732-315-001
Drive System Components			
Delta E Drive Display		9150-044-001	9150-044-001
MS300 Drive Display		9150-058-001	9150-058-001
Breaking Resistor - 160 Ohms		9483-004-003	9483-004-003
Breaking Resistor - 200 Ohms		9483-004-002	9483-004-002
Control System Components			
Main Transformer	8711-009-001	8711-009-001	8711-009-001
Control Transformer	8711-004-001	V-Series 8711-004-001 6-Cycle 8711-014-001	8711-017-001
Relay Board		9473-006-001	9799-028-001
Main Control Board	9732-258-001	9473-004-010	9799-027-001
Data Cable (54")		9806-015-003	9806-015-003
Reversing Timer	9571-360-001		
Timer	9571-361-004		
Door Components			
Door Lock Solenoid/Gear Motor Assembly	9922-011-001	9892-015-001	9892-015-003
Complete Door Latching Assembly	9732-347-001	9732-347-001	9885-031-001
Door Handle Only	9244-080-003	Small 9244-080-003 Large 9244-091-001	9244-091-001
Door Handle Repair Kit (Small)	9732-278-001	9732-278-001	
Door Switch	9539-461-007	9539-492-001	9539-492-001
Fastener Components			
Front Panel Screw	9545-008-014	9545-008-014	9545-008-014
Front Panel Finished Washer	8641-585-001	8641-585-001	8641-585-001
Front Panel Spring Nut	8640-399-008	8640-399-008	8640-399-008
Soap Box Screw	9545-008-012	9545-008-012	9545-008-012
Soap Box Spring Nut	8640-399-007	8640-399-007	8640-399-007
Common Screw #10Bx1/2"	9545-008-026	9545-008-026	9545-008-026
Belts			
T-300	9040-076-004	9040-076-004	9040-076-004
T-350	9040-079-004	9040-079-004	9040-079-004
T-400/T-600/T-650	9040-076-005	9040-076-005	9040-076-005
T-450	9040-079-005	9040-079-005	9040-079-005
T-750	9040-076-008	9040-076-008	9040-076-008
T-900/T-950	9040-079-002	9040-079-002	9040-079-002
T-1200	9040-079-003	9040-079-003	9040-079-003
T-1450/T-1800	9040-079-006	9040-079-006	9040-079-006

Dexter Common On-Premise Washer Parts

Water System



ELEC. PRESSURE SWITCH REP. KIT

9732-315-001

9732-314-001

9732-314-002

[Locate Distributor to Purchase](#)

Water System



2" DRAIN VALVE

9379-199-001

[Locate Distributor to Purchase](#)

Water System



2" DRAIN VALVE KIT

9732-273-001

[Locate Distributor to Purchase](#)

Water System



3" DRAIN VALVE

9379-202-001

[Locate Distributor to Purchase](#)

Water System



SINGLE WATER VALVE

9379-194-001

Diaphragm 9118-055-001

[Locate Distributor to Purchase](#)

Water System



DUAL WATER VALVE

9379-183-012

Diaphragm 9118-049-003

[Locate Distributor to Purchase](#)

Water System




1.5" CYLINDER PLUG

9456-041-007

[Locate Distributor to Purchase](#)

Door



DOOR LOCK GEAR MOTOR ASSY.

9892-015-001

O-Series 9892-015-003

[Locate Distributor to Purchase](#)

Door



DOOR LOCK SOLENOID ASSY.

9922-011-001

[Locate Distributor to Purchase](#)

Door



DOOR LATCHING ASSEMBLY

9732-347-001

O-Series 9885-031-001

[Locate Distributor to Purchase](#)

Door



SMALL WASHER DOOR HANDLE

9244-080-003

[Locate Distributor to Purchase](#)

Door



LARGE WASHER DOOR HANDLE

9244-091-001

[Locate Distributor to Purchase](#)

Door



SMALL DOOR HANDLE REPAIR KIT

9732-278-001

[Locate Distributor to Purchase](#)

Door



ROUND DOOR CLOSED SWITCH

9539-492-001

[Locate Distributor to Purchase](#)

Door



RECESSED DOOR CLOSED SWITCH

9539-461-007

[Locate Distributor to Purchase](#)

Control System



DEXTER.
LAUNDRY

6-CYCLE MAIN CONTROLBOARD

9473-004-010

[Locate Distributor to Purchase](#)

Dexter Common On-Premise Washer Parts

Control System



**MAIN
TRANSFORMER**
8711-009-001

[Locate Distributor to Purchase](#)

Control System



**6-CYCLE CONTROL
TRANSFORMER**
8711-014-001

[Locate Distributor to Purchase](#)

Control System



54" DATA CABLE
9806-015-003

[Locate Distributor to Purchase](#)

Control System



**6-CYCLE & V-SERIES
RELAY BOARD**
9473-006-001

[Locate Distributor to Purchase](#)

Control System



**O-SERIES DISPLAY
BOARD**
9857-230-003P

[Locate Distributor to Purchase](#)

Control System



**O-SERIES MAIN
CONTROL BOARD**
9799-027-001P

[Locate Distributor to Purchase](#)

Control System



**O-SERIES RELAY
BOARD**
9799-028-001P

[Locate Distributor to Purchase](#)


Control System



**O-SERIES
TRANSFORMER**
8711-017-001

[Locate Distributor to Purchase](#)

Control System



**30-CYCLE I/O
BOARD**
9799-003-001

[Locate Distributor to Purchase](#)

Control System



**30-CYCLE CONTROL
(CPU) BOARD**
9799-002-003

[Locate Distributor to Purchase](#)

Control System



**30-CYCLE DISPLAY
BOARD**
9799-001-001

[Locate Distributor to Purchase](#)


Control System



**V- & N-SERIES
CONTROL
TRANSFORMER**
8711-004-001

[Locate Distributor to Purchase](#)

Control System



PROGRAM TIMER
9571-361-004

[Locate Distributor to Purchase](#)

Control System



REVERSING TIMER
9571-360-001

[Locate Distributor to Purchase](#)

Drive System



**MS300 DRIVE
DISPLAY**
9150-058-001

[Locate Distributor to Purchase](#)

Drive System



**DELTA E DRIVE
DISPLAY**
9150-044-001

[Locate Distributor to Purchase](#)

Dexter Common On-Premise Washer Parts

Drive System



1600HM BRAKING RESISTOR
9483-004-003

[Locate Distributor to Purchase](#)

Drive System



2000HM BRAKING RESISTOR
9483-004-002

[Locate Distributor to Purchase](#)

Belts



T-300 BELT
9040-076-004

[Locate Distributor to Purchase](#)

Belts



T-350 BELT
9040-079-004

[Locate Distributor to Purchase](#)

Belts



T-400/T-600/T-650/T-675 BELTS
9040-076-005

[Locate Distributor to Purchase](#)

Belts



T-450 BELT
9040-079-005

[Locate Distributor to Purchase](#)

Belts



T-750 BELTS
9040-076-008

[Locate Distributor to Purchase](#)

Belts



T-900/T-950 BELT
9040-079-002

[Locate Distributor to Purchase](#)

Belts



T-975/T-1200 BELT
9040-079-003

[Locate Distributor to Purchase](#)

Belts



T-1450/T-1475 BELT
9040-079-006

[Locate Distributor to Purchase](#)

Fasteners



FRONT PANEL FINISHED WASHER
8641-585-001P

[Locate Distributor to Purchase](#)

Fasteners



COMMON SCREW #10x1/2"
9545-008-026P

[Locate Distributor to Purchase](#)

Fasteners



SPRING NUTS
Front Panel **8640-399-008**
Soap Box **8640-399-007**

[Locate Distributor to Purchase](#)

Fasteners



SCREWS
Front Panel **9545-008-014**
Soap Box **9545-008-012**

[Locate Distributor to Purchase](#)

